

● PROFESSIONAL MIGRANT WOMEN PRESENT ●

EDITING WORKSHOP

SATURDAY 06 AUGUST



INTRODUCTION

Acknowledgement of Country


PMW Circle of Practice Guidelines

Content chat



TABLE OF CONTENTS

10:00	INTRO
10:30	WARM UP
11:00	EDITING MUST-KNOWS
12:00	LUNCH
1:00	EDITING CONTINUED
1:15	STORY SWAP
2:15	FEEDBACK DISCUSSION
2:45	BREAK
3:00	INDIVIDUAL STORY EDITING



The image features a light blue grid background. In the upper portion, there are two blue dots, one on the left and one on the right, with a thin blue horizontal line connecting them. A similar arrangement of two blue dots and a horizontal line is located in the lower portion of the image.

WARM UP TIME!

STRUCTURAL VS COPYEDITING

WHAT IS STRUCTURAL EDITING?

Structural editing is big picture editing.

Elements include:

- Themes
- Tone and voice
- Overall structure
- Considering audience

WHAT IS COPYEDITING?

Copyediting is more about the fine details of a piece of writing.

Elements includes:

- Fixing words that aren't spelt correctly
- Correcting punctuation mistakes



EDITING MUST-KNOWS

STRUCTURAL EDITING

THEME

We want themes to be consistent and clear to the reader. A strong theme carries through the entire piece, and each technique and element in the story portrays this.

VOICE AND VOICE

Voice
=
personality

Tone
=
mood

STRUCTURE

Your structure can be traditional (e.g. beginning → middle → end), or it can be inverted, or completely different!




EDITING MUST-KNOWS

STRUCTURAL EDITING

CONSIDERING THE READER

You are all the audience of this book! But also think about the broader audience that may read the book.





COPYEDITING

- Copyediting is about the fine details
- Copyeditors look out for typos, punctuation mistakes, etc.

For our purpose:

- We have a team of copy editors who will look at your stories





LUNCH BREAK!

SAMPLE PARAGRAPH

I woke up in the morning, and opened my eyes as I lay there. I got out of bed, watching the sun stream in through the crack between the curtains. My wife Sam, with blonde hair and blue eyes who I met in college and have been with for 13 years, was already downstairs and I could smell the coffee she was making. I love coffee, it is one of my favourite drinks. Max was sitting beside her, shovelling in cereal before he rushed off to school. The clock struck eight on the hour and I could feel the anxiety setting in.



SAMPLE EDIT - LINE BY LINE

Line:

I woke up e in the morning, and opened my eyes as I lay there.

Comment:

Jump straight into the action rather than telling us what is going to happen



SAMPLE EDIT

Line:

I got out of bed, watching the sun stream in through the crack between the curtains.

Comment:

I really like this imagery



SAMPLE EDIT

Line:

My wife Sam, with blonde hair and blue eyes who I met in college and have been with for 13 years, was already down stairs and I could smell the coffee she was making.

Comment:

Too much info about this character, we don't need to know this for the story to work



SAMPLE EDIT

Line:

I love coffee, it is one of my favourite drinks.

Comment:

Could you show this through description instead?



SAMPLE EDIT

Line:

Max was sitting beside her, shovelling in cereal before he rushed off to school.

Comment:

It would be helpful to the reader if you explain who Max is



SAMPLE EDIT

Line:

The clock struck eight on the hour and I could feel the anxiety setting in.

Comment:

The tone shifts a lot here and it is a bit jarring - can you make it fit into the rest of the piece a bit more smoothly?



SAMPLE EDIT

Other comments:


I think the reader will want to get more of a glimpse of your relationship with your wife and son - can you add little hints of who they are and how you feel about them throughout?



SAMPLE EDITED PARAGRAPH

I got out of bed, watching the sun stream in through the crack between the curtains. I could hear my wife Sam pottering around in the kitchen down stairs and the sweet scent of coffee was calling me - she knows how to make it just right. Our ever-in-a-rush son Max was sitting beside her, shovelling in cereal before he rushed off to school. I glanced from his cheeky smile to the wonky clock above the table and saw it was eight am already, a knot forming in my stomach.





GIVING FEEDBACK

SAMPLE COMMENTS YOU CAN USE!

- You could try replacing this sentence with something like... [insert new sentence here]... I think it would portray your emotions better.
- If you feel comfortable, could you expand on your feelings here?
- Your tone has changed a bit here, maybe choose a new word?
- This writing is really great! I think we could delete the sentence before it, as it feels less important than this part.

REMEMBER!

Use the compliment sandwich:

1. A strength in their writing
2. Somewhere they could improve
3. Something else you liked.

STORY SWAP

TO DO

1. Read the piece as if you're reading it in a book or online, and imagine yourself as the audience.
2. Read through the editing worksheet.
3. Read the story again, taking notes.
4. Fill out the editing worksheet as best you can.
5. Read through your feedback!


You have one hour to do your structural edit.




FEEDBACK DISCUSSION

GOALS

- Communicate to your partner what you liked about their story
- Tell your partner what you think would improve their story—be specific, so that they can make these changes today
- In the author role, ask questions—make sure you understand the feedback






15 MIN BREAK!

INDIVIDUAL STORY EDITING

WHAT TO DO



- Make a new version of your story in your Google Drive folder
- Read through your feedback
- Decide which changes you want to make or not make
- Ensure you are making the decisions that are best for your story!



THANK YOU